



CoverTec
innovative chemistry for surface solutions

CoverTec Products LLC VinylDiamond Floor Protector for Vinyl & Rubber Floors



Introduction:

VinylDiamond is a HARD wear vinyl and rubber floor protector. It can be used over EXISTING floor finish or factory applied floor finish WITHOUT stripping.

Once the floor is protected with VinylDiamond it can be MAINTAINED WITHOUT Stripping.

VinylDiamond floor protector can be used on all types RESILIENT floors, including sheet vinyl, vinyl composition (VCT), luxury vinyl tile (LVT), rubber, linoleum, marmoleum and asphalt tiles.

For use on HIGH TRAFFIC floors: Schools, Hospitals, Office Buildings, Retail Stores, Warehouses, Grocery Stores, Nursing Homes, Industrial Plants, Government Facilities, Educational, Institutional



CoverTec
innovative chemistry for surface solutions





CoverTec
innovative chemistry for surface solutions

VinylDiamond is a mineral based INORGANIC coating that is much HARDER than wax and acrylic floor finish.

DIRT SITS ON TOP rather than being embedded into the floor finish making cleaning EASIER and up 40% saving in Labor costs.



Highly Slip Resistant: WET DCOF= 0.6 ANSI COMPLIANCE = 0.42





CoverTec
innovative chemistry for surface solutions

VinylDiamod is ECO friendly virtually zero odor, dries in 5 to 10 mins.
Requires no Stripping.



VinylDiamond provides a medium sheen low glare look



or

VinylDiamond can be burnished to a high sheen finish whilst still maintaining an anti slip finish





CoverTec
innovative chemistry for surface solutions

Installation: Existing floor finish is DEEP cleaned and cleansed using SurfaceTreat and a 175 rpm floor scrubber fitted with Red or Green pad



Use 8fl.oz of SurfaceTreat to Deep Clean (No Stripping) existing floor finish.



CoverTec
innovative chemistry for surface solutions


1 Gallon of VinylDiamond will cover an area of 3,500 to 4,000sq ft. This makes the job (2 to 4 coats) extremely cost effective



VinylDiamond is virtually zero odor and fast drying for minimum disruption

Products needed for Application of VinylDiamod using Flat Microfiber Pad


- **Floor Finish Bucket**
- **Flat Microfiber Frame**
- **Microfiber Pads**





CoverTec
innovative chemistry for surface solutions

If desired Burnish between coats to achieve a high gloss. Allow each coat to dry 5 to 10 minutes then burnish with a 3M Aqua pad or White floor polishing pad.



VinylDiamond is fast drying (5 to 10 mins each coat) for minimum disruption

Application Instructions for VinylDiamond

VinylDiamond can be applied over most existing finishes once they are cleaned and prepared with SurfaceTreat. If existing finish is old, heavily worn and scratched then Remove previous finish.

Leave the floor to dry, the floor must be completely dry so that no moisture gets trapped

The VinylDiamond is applied in 2 to 4 separate coats, you can apply the product Flat Pad Microfiber Mop.

Step 1

VinylDiamond protector may be applied via flat micro-fiber mop head, Use a bucketless mop or dip from a floor finish bucket to apply the sealer to the designated area.

Step 2

Apply 1st coat at a rate of 3,500 to 4,000ft² per gallon. DO NOT OVER-APPLY. This product should be applied thinly and evenly.

Step 3

Allow the 1st coat to completely dry usually 5 to 10 minutes depending on temperature and air flow.

Step 4

Apply 2nd coat at a rate of 3,500 to 4,000ft² per gallon and allow to dry. Two coats are usually sufficient, over existing floor finish or when using NanoPrime. **For a high shine, burnish with a 3M Aqua pad between coats.**

If floor has been completely stripped then prime with NanoPrime and then apply 2 or 3 coats VinylDiamond

VinylDiamond should be applied between 50 and 95°F. Leave the floor to dry for 5 – 10 minutes, between coats.

Step 5


After the final coat has been applied, leave the floor to dry for 2 - 3 hours, before allowing heavy foot traffic.

This will leave any VCT floor in pristine condition. Going forward it is not necessary to strip the floor again. Simply re-apply the product when needed (this would usually be every 12- 18 months depending on footfall.



CoverTec
innovative chemistry for surface solutions

Once you have applied VinylDiamond on your VCT floor you can maintain same beautiful finish without stripping & waxing the floor. In years to come you will simply have to apply one coat every 12- 18 months depending on foot traffic



VCT should always have this high quality finish

Ongoing Maintenance for VCT Floors protected with VinylDiamond

Maintenance:

Daily maintenance: Use **GlossGlean** neutral any time floors are moped or scrubbed.

Bi-weekly/monthly maintenance : Based on foot traffic. **SurfaceRestore** cleaner/protector to eliminate the need to strip VinylDiamond. Removes deep set dirt, scuffs and heel marks, and at the same time deposits a non-yellowing, dust free anti-slip, mark resistant film that prolongs the life of the floor. Use SurfaceRestore in mop bucket or auto scrubber. Dilute 8-10 Fl. oz. per 1 gal cold water . SurfaceRestore responds to immediate follow-up buffing and burnishing.

Interim Maintenance:

12-18 month maintenance (depending on traffic):

Use **SurfaceTreat** for Deep cleaning VinylDiamond without stripping. Dilute 8fl.oz. SurfaceTreat per 1 gallon of cold water. Use green or red pad under a low speed machine or automatic scrubber to deeply cleanse the finish (will not strip finish). Clean up to 4 layers deep. Scrub floor and pick up the solution in one pass or damp-mop thoroughly. Let it dry. Apply 2 coats VinylDiamond.

To Spot Clean and Repair: If accidental spill of food stain or chemical removes or stains the finish, follow these step to repair the spot.

- Strip stained and damaged area using BUTYL based stripper.
- Strip surface down to bare floor surface.
- Use neutral cleaner to neutralize stripped spot.
- Re-apply on the clean spot.
- Re-coat surface with 2 to 3 coats of product.
- Wait 5 to 10 minutes between each coat, then
- Allow 2 to 3 hours before heavy foot traffic





CoverTec
innovative chemistry for surface solutions

Provides superior protection against Scuffing, Black Heel Marks and Scratches



VinylDiamond is virtually zero odor and fast drying for minimum disruption

VinylDiamond

- Ensure enormous cost savings
- Leave your VINYL or RUBBER Floor in a safe, pristine condition with a gloss or medium gloss finish

VinylDiamond is

- Easy to Apply and Maintain
- No Striping and waxing required
- Highly Slip Resistant
- Fast drying for minimum shut down
- Hard wearing and durable compared to wax finish
- Suitable for virtually any New or Existing VCT, LVT, linoleum, marmoleum or Rubber floor

Call +754-223-2465 or email tec@covertecproducts.com for technical support & quotation.

CoverTec Products LLC
10821 NW 50th Street
Sunrise FL 33351 USA

Tel: +754-223-2465

www.covertecproducts.com

Email: tec@covertecproducts.com